




Fiscal 2011 - Treasurer's Cash Balances

Debbie Rice

County Treasurer

November-2010

as of 11/30/2010



FIRST FINANCIAL BANK ACCOUNTS

Fund	Account Number	Account Title	Beginning Balance	Deposits	Disbursements	Ending Balance
010	XX-X619-8	General Fund	\$ 227,599.42	\$ 3,399,090.39	\$ 3,249,543.07	377,146.74
012	XX-X618-0	Jury Fund	\$ 259,411.39	\$ 15,555.81	\$ 126,796.83	148,170.37
013	XX-X613-9	Treasury Fund	\$ 2,065,628.57	\$ 658,259.82	\$ 997,738.41	1,726,149.98
015	XX-X615-4	Road & Bridge Fund	\$ 144,087.15	\$ 746,961.86	\$ 823,114.77	67,934.24
025	XX-X614-7	Special Crimes Fund	\$ 815.18	0.10	0.00	815.28
860	XXX0802	Comm Development Block Grant	\$ 57,936.30	\$ 174,677.16	\$ 232,613.46	0.00
088	XX-X640-4	Criminal State Fees Fund	\$ 3,857.48	\$ 149,255.08	\$ 3,549.69	149,562.87
097	XX-X725-1	Fee Officers Fund	\$ 320,475.55	\$ 529,039.32	\$ 567,907.53	281,607.34
090	XX-X612-1	Grant Fund	\$ 735,585.45	\$ 270,648.69	\$ 126,135.40	880,098.74
096	XX-X654-5	Treasurer Clearing Account	\$ 71,537.78	\$ 78,927.07	\$ 77,346.76	73,118.09
098	XX-X6412	Payroll Clearing	n/a	\$ 1,316,283.01	\$ 1,316,294.20	n/a
099	XX-X6420	Operations Clearing	n/a	\$ 3,983,780.67	\$ 3,869,409.93	n/a
Total Checking			\$ 3,886,934.28	\$ 11,322,478.98	\$ 11,390,450.05	3,704,603.65

SUB-ACCOUNT DETAILS

Road & Bridge Funds - 01-9615-4

Fund	Account Title	Beginning Balance	Receipts	Disbursements	Ending Balance
015	Road & Bridge #1	\$ 9,170.09	\$ 120,639.91	\$ 112,924.33	16,885.67
016	Road & Bridge #2	\$ 31,536.00	\$ 264,640.44	\$ 281,042.23	15,134.21
017	Road & Bridge #3	\$ 85,835.78	\$ 173,918.76	\$ 242,233.38	17,521.16
018	Road & Bridge #4	\$ 17,545.27	\$ 187,762.75	\$ 188,914.83	18,393.19
		\$ 144,087.15	\$ 746,961.86	\$ 823,114.77	67,934.24

Treasury Fund - 01-9613-9

Fund	Account Title	Beginning Balance	Receipts	Disbursements	Ending Balance
013	Lateral Roads	\$ 68,823.02	\$ 6.91	\$ 15,916.23	52,913.70
014	Law Library	\$ 1,541.75	\$ 20,433.55	\$ 16,930.82	5,044.48
019	Building Maintenance	\$ 37,570.50	\$ 59,001.93	\$ 95,051.38	1,521.05
021	Records Mgt - Co Clerk	\$ 3,732.43	\$ 20,688.32	\$ 22,203.15	2,217.60
022	Records Mgt - County	\$ 106,617.77	\$ 5,577.84	\$ 1,200.84	110,994.77
023	Juvenile Probation Fees	\$ 38,284.13	\$ 762.93	\$ 1,538.50	37,508.56
024	Election Services Contracts	\$ 2,990.50	0.36	0.00	2,990.86
026	DA Forfeiture Funds	\$ 11,600.20	1,191.02	0.00	12,791.22
027	JOCO Seizure Funds	\$ 5,501.94	0.67	0.00	5,502.61
028	Sheriff Forfeiture Fund	\$ 8,734.08	1.07	0.00	8,735.15
030	Special Crimes Ops	\$ 210,903.99	404.57	64,296.00	147,012.56
032	Special Crimes Seizures	\$ 38,389.89	15,015.37	584.44	52,820.82
033	JJAEP	\$ 149,172.51	2,228.22	40,946.67	110,454.06
034	Juvenile Case Manager Fund	\$ 40,626.25	3,669.52	0.00	44,295.77

036	JP #1 Technology	\$	14,564.51	793.54	0.00	15,358.05
037	JP #2 Technology	\$	7,564.83	557.97	0.00	8,122.80
038	JP #3 Technology	\$	11,211.85	1,105.15	821.38	11,495.62
039	JP #4 Technology	\$	15,435.81	686.19	0.00	16,122.00
040	Courthouse Security	\$	90,373.27	7,072.12	0.00	97,445.39
041	Justice Court Security	\$	43,745.37	732.57	0.00	44,477.94
042	Custodial Funds	\$	22,177.42	942.79	0.00	23,120.21
045	Co Clerk Rcords Preservation	\$	114,890.41	14,225.11	0.00	129,115.52
046	Dist Clerk Records Preservation	\$	20,455.47	917.57	0.00	21,373.04
047	Cty & Dst Clerk Technology Fund	\$	1,608.54	476.85	0.00	2,085.39
048	Court Records Preservation Fund	\$	23,534.35	2,583.09	0.00	26,117.44
049	Dst Crt Records Technology Fund	\$	9,529.37	926.24	0.00	10,455.61
050	Pecan Valley MHMR	\$	(0.00)	0.00	0.00	(0.00)
051	Mineral Revenue Reserve	\$	91,326.00	15,853.73	0.00	107,179.73
052	Disaster Recovery	\$	45,637.88	5.56	250.00	45,393.44
055	Indigent Health Care	\$	1,738.39	136,949.95	125,221.54	13,466.80
057	Teen Court	\$	1,997.07	101.18	1,952.00	146.25
059	Unclaimed Money	\$	1,019.56	0.13	0.00	1,019.69
060	Right of Way Fund	\$	34,963.85	2,059.28	0.00	37,023.13
702	CSCD Construction	\$	1,273.09	0.16	0.00	1,273.25
074	Guinn & JP1 Construction	\$	(21,006.11)	0.00	11,787.64	(32,793.75)
075	Equipment Purchase	\$	225,939.85	20,011.31	245,659.82	291.34
076	Market Square Project	\$	116,229.02	13.84	3,702.08	112,540.78
080	LEC Interest & Sinking	\$	8,839.31	65,361.24	0.00	74,200.55
085	Equip Interest & Sinking	\$	65,488.44	16,535.78	0.00	82,024.22
089	Historical Commission	\$	1,553.23	0.19	0.00	1,553.42
701	Jail Security Improvements	\$	2,022.41	0.25	0.00	2,022.66
800	Title IV-E	\$	884.94	13,916.98	11,454.22	3,347.70
902	Juvenile Operations	\$	104,726.77	46,382.22	51,973.83	99,135.16
922	Community Supervision	\$	283,414.71	181,066.55	286,247.87	178,233.39
		\$	2,065,628.57	\$ 658,259.82	\$ 997,738.41	1,726,149.98

GRANT FUNDS - 01-9612-1

Fund	Account Title	Beginning Balance	Receipts	Disbursements	Ending Balance
803	SECO Grant	0.00	0.00	0.00	0.00
811	Bulletproof Vest Partnership	1,937.68	0.00	0.00	1,937.68
823	FY10 Emergency Ops Center Grant	(14,650.53)	0.48	0.72	(14,650.77)
830	HAVA Grant	29,836.11	60,000.00	89,806.36	29.75
840	Cities Readiness Grant	8,663.01	5,804.53	3,251.43	11,216.11
850	OJP Special Crimes Unit	20,237.52	2.15	9.41	20,230.26
851	STOP Grant	7,768.98	64,003.35	12,124.16	59,648.17
852	FY11 OJP STOP SCU	8,264.16	296.00	6,508.83	2,051.33
871	Ed Byrne Local Solicitation	99,979.10	1.93	14.10	99,966.93
872	Ed Byrne Local Solicitation	(521.95)	0.00	666.00	(1,187.95)
873	Ed Byrne Memorial JAG Grant	79,865.72	2.05	9.77	79,858.00
874	FY10 Ed Byrne Memorial JAG	(11,342.51)	20,525.87	4,995.00	4,188.36
919	Chapter 19 - Election Fund Mgt	357.71	41,902.00	0.08	42,259.63
935	Clean Vehicle Fleet Program	11.27	19.87	0.00	31.14
939	Indigent Defense Improvement Gran	58,693.84	0.00	4,882.04	53,811.80

940	Solid Waste Investigator	0.00	0.00	0.00	0.00
941	Mental Health Peace Officer	(21.86)	78,090.46	3,848.30	74,220.30
945	TCEQ Texas Aircheck Program	446,507.20	0.00	19.20	446,488.00
		\$ 735,585.45	\$ 270,648.69	\$ 126,135.40	880,098.74

COMMUNITY DEVELOPMENT BLOCK GRANTS

860	Community Development	0.00	0.00	0.00	0.00
861	Community Development	57,936.30	174,677.16	232,613.46	0.00
		\$ 57,936.30	\$ 174,677.16	\$ 232,613.46	0.00

INVESTMENT ACCOUNTS

	Beginning Balance	Deposits	Withdrawals	Ending Balance
TexPool	21,982,454.24	3,262.65	1,717,000.00	20,268,716.89
TexStar	5,051,814.77	740.86	485,500.00	4,567,055.63
Total Investments	27,034,269.01	4,003.51	2,202,500.00	24,835,772.52

TEXPOOL ACCOUNTS

Fund	Account Number	Account Title	Beginning Balance	Deposits	Withdrawals	Ending Balance
TP002	XXXX0002	Record Management - County	145,789.87	23.00	0.00	145,812.87
TP004	XXXX0004	Road & Bridge #1	769,368.06	121.21	0.00	769,489.27
TP005	XXXX0005	Road & Bridge #2	47,912.90	7.58	0.00	47,920.48
TP006	XXXX0006	Road & Bridge #3	152,815.04	24.08	0.00	152,839.12
TP007	XXXX0007	Road & Bridge #4	241,022.41	37.97	0.00	241,060.38
TP008	XXXX0008	Right of Way	1,617,749.78	254.90	0.00	1,618,004.68
TP009	XXXX0009	Indigent Health Care	1,134,310.44	166.48	108,500.00	1,025,976.92
TP011	XXXX0011	General 011	8,262,813.79	1,195.93	1,525,000.00	6,739,009.72
TP012	XXXX0012	Law Library	277,712.15	43.24	7,000.00	270,755.39
TP013	XXXX0013	Equipment Interest & Sinking	1,114,391.96	175.61	0.00	1,114,567.57
TP015	XXXX0015	Record Management	840,625.74	131.66	5,500.00	835,257.40
TP016	XXXX0016	LEC Interest & Sinking	1,037,927.76	163.54	0.00	1,038,091.30
TP020	XXXX0020	Community Supervision	74,716.62	11.78	0.00	74,728.40
TP021	XXXX0021	Historical Commission	45,341.78	7.14	0.00	45,348.92
TP023	XXXX0023	Lateral Road	43,240.15	6.79	0.00	43,246.94
TP025	XXXX0025	DA Forfeiture	72,197.05	11.39	0.00	72,208.44
TP027	XXXX0027	Sheriff Forfeiture	6,228.35	0.93	0.00	6,229.28
TP030	XXXX0030	Unclaimed Money	14,106.79	2.24	0.00	14,109.03
TP031	XXXX0031	Juvenile Operations	159,243.90	24.27	12,000.00	147,268.17
TP040	XXXX0040	Fee Officers	227,990.47	35.96	0.00	228,026.43
TP041	XXXX0041	Mineral Revenues	3,377,269.56	532.17	0.00	3,377,801.73
TP042	XXXX0042	JP#1 Tech Fund	63,716.34	10.04	0.00	63,726.38
TP043	XXXX0043	JP#2 Tech Fund	27,806.75	4.37	0.00	27,811.12
TP044	XXXX0044	JP#3 Tech Fund	41,702.97	6.61	0.00	41,709.58
TP045	XXXX0045	JP#4 Tech Fund	63,124.66	9.96	0.00	63,134.62
TP046	XXXX0046	Co Clerk Records Preservation	817,526.37	128.84	0.00	817,655.21
TP047	XXXX0047	Building Maintenance Fund	762,185.21	115.65	59,000.00	703,300.86
TP048	XXXX0048	Dist Clerk Records Preservation	59,013.58	9.31	0.00	59,022.89
TP049	XXXX0049	Jail Security Enhancements	484,603.79	76.34	0.00	484,680.13
TOTAL TEX-POOL			21,982,454.24	3,262.65	1,717,000.00	20,268,793.23

TEX-STAR ACCOUNTS

Fund	Account Number	Account Title	Beginning Balance	Deposits	Withdrawals	Ending Balance
TS0095	xxxx0095	Road & Bridge #1	1,783,002.83	270.54	52,500.00	1,730,773.37
TS0105	XXXX0105	Road & Bridge #2	395,085.04	46.18	205,000.00	190,131.22
TS0106	XXXX0106	Road & Bridge #3	1,161,097.10	169.04	94,000.00	1,067,266.14
TS0108	XXXX0108	Road & Bridge #4	1,293,094.58	191.44	114,000.00	1,179,286.02
TS0750	XXXX0750	Equipment Purchase	335,467.70	50.65	20,000.00	315,518.35
TS1111	XXXX1111	General Fund	84,067.52	13.01	0.00	84,080.53
TOTAL TEXSTAR			5,051,814.77	740.86	485,500.00	4,567,055.63

CERTIFICATES OF DEPOSIT

Account Number	Account Title	Beginning Balance	Deposits	Withdrawals	Ending Balance	
CD1	xxxx08670	JOHNSON COUNTY CD	\$ 10,000,000.00	\$0.00	\$0.00	10,000,000.00

COMBINED STATEMENT OF CASH POSITION

010	General Fund	377,146.74	6,823,090.25	6,000,000.00	13,200,236.99
012	Jury Fund	148,170.37	0.00	0.00	148,170.37
013	Lateral Roads	52,913.70	43,246.94	0.00	96,160.64
014	Law Library	5,044.48	270,755.39	0.00	275,799.87
015	Road & Bridge #1	16,885.67	2,500,262.64	0.00	2,517,148.31
016	Road & Bridge #2	15,134.21	238,051.70	0.00	253,185.91
017	Road & Bridge #3	17,521.16	1,220,105.26	0.00	1,237,626.42
018	Road & Bridge #4	18,393.19	1,420,346.40	0.00	1,438,739.59
019	Building Maintenance	1,521.05	703,300.86	0.00	704,821.91
021	Records Mgt - Co Clerk	2,217.60	835,257.40	0.00	837,475.00
022	Records Mgt - County	110,994.77	145,812.87	0.00	256,807.64
023	Juvenile Probation Fees	37,508.56	0.00	0.00	37,508.56
024	Election Services Contracts	2,990.86	0.00	0.00	2,990.86
025	STOP Federal Forfeiture	815.28	0.00	0.00	815.28
026	DA Forfeiture Funds	12,791.22	72,208.44	0.00	84,999.66
027	JOCO Seizure Funds	5,502.61	0.00	0.00	5,502.61
028	Sheriff Forfeiture Fund	8,735.15	6,229.28	0.00	14,964.43
030	Special Crimes Ops	147,012.56	0.00	0.00	147,012.56
032	Special Crimes Seizures	52,820.82	0.00	0.00	52,820.82
033	JJAEP	110,454.06	0.00	0.00	110,454.06
034	Juvenile Case Manager Fund	44,295.77	0.00	0.00	44,295.77
036	JP #1 Technology	15,358.05	63,726.38	0.00	79,084.43
037	JP #2 Technology	8,122.80	27,811.12	0.00	35,933.92
038	JP #3 Technology	11,495.62	41,709.58	0.00	53,205.20
039	JP #4 Technology	16,122.00	63,134.62	0.00	79,256.62
040	Courthouse Security	97,445.39	0.00	0.00	97,445.39
041	Justice Court Security	44,477.94	0.00	0.00	44,477.94
042	Custodial Funds	23,120.21	0.00	0.00	23,120.21
045	Co Clerk Records Preservation	129,115.52	817,655.21	0.00	946,770.73
046	Dist Clerk Records Preservation	21,373.04	59,022.89	0.00	80,395.93
047	Dist Clerk Rcrds Preservation	2,085.39	0.00	0.00	2,085.39

FUND	ACCOUNT NAME	CHECKING	POOLS FUNDS	INVESTMENTS	FUND TOTAL
048	Cty & Dst Clerk Technology Fund	26,117.44	0.00	0.00	26,117.44
049	Court Records Preservation Fund	10,455.61	0.00	0.00	10,455.61
050	Pecan Valley MHR	(0.00)	0.00	0.00	(0.00)
051	Mineral Revenue Reserve	107,179.73	2,777,801.73	4,000,000.00	6,884,981.46
052	Disaster Recovery	45,393.44	0.00	0.00	45,393.44
055	Indigent Health Care	13,466.80	1,025,976.92	0.00	1,039,443.72
057	Teen Court	146.25	0.00	0.00	146.25
059	Unclaimed Money	1,019.69	14,109.03	0.00	15,128.72
060	Right of Way Fund	37,023.13	1,618,004.68	0.00	1,655,027.81
702	CSCD Construction	1,273.25	0.00	0.00	1,273.25
074	Guinn & JP1 Construction	(32,793.75)	0.00	0.00	(32,793.75)
075	Equipment Purchase	291.34	315,518.35	0.00	315,809.69
076	Market Square Project	112,540.78	0.00	0.00	112,540.78
080	LEC Interest & Sinking	74,200.55	1,038,091.30	0.00	1,112,291.85
085	Equipment Interest & Sinking	82,024.22	1,114,567.57	0.00	1,196,591.79
088	Criminal State Fees Fund	149,562.87	0.00	0.00	149,562.87
089	Historical Commission	1,553.42	45,348.92	0.00	46,902.34
096	Treasurer Clearing Account	73,118.09	0.00	0.00	73,118.09
097	Fee Officers Fund	281,607.34	228,026.43	0.00	509,633.77
701	Jail Security Improvements	2,022.66	484,680.13	0.00	486,702.79
800	Title IV-E	3,347.70	0.00	0.00	3,347.70
811	Bulletproof Vest Partnership	1,937.68	0.00	0.00	1,937.68
823	FY10 Emergency Ops Center Grant	(14,650.77)	0.00	0.00	(14,650.77)
830	HAVA Grant	29.75	0.00	0.00	29.75
840	Cities Readiness Grant	11,216.11	0.00	0.00	11,216.11
850	OJP Special Crimes Unit	20,230.26	0.00	0.00	20,230.26
851	STOP Grant	59,648.17	0.00	0.00	59,648.17
852	FY11 OJP STOP SCU Grant	2,051.33	0.00	0.00	2,051.33
860	Community Development Grants	0.00	0.00	0.00	0.00
861	Community Develop Grant Fund	0.00	0.00	0.00	0.00
871	Ed Byrne Local Solicitation	99,966.93	0.00	0.00	99,966.93
872	Ed Byrne Local Solicitation	(1,187.95)	0.00	0.00	(1,187.95)
873	Ed Byrne Memorial JAG Grant	79,858.00	0.00	0.00	79,858.00
874	FY10 Ed Byrne Memorial JAG	4,188.36	0.00	0.00	4,188.36
902	Juvenile Operations	99,135.16	147,268.17	0.00	246,403.33
919	Chapter 18 - Election Fund Mgmt	42,259.63	0.00	0.00	42,259.63
922	Community Supervision	178,233.39	74,728.40	0.00	252,961.79
935	Clean Vehicle Fleet Program	31.14	0.00	0.00	31.14
939	Indigent Defense Improvement Gran	53,811.80	0.00	0.00	53,811.80
940	Solid Waste Investigator	0.00	0.00	0.00	0.00
941	Mental Health Peace Officer	74,220.30	0.00	0.00	74,220.30
945	TCEQ Texas Aircheck Program	446,488.00	0.00	0.00	446,488.00
		\$ 3,704,603.65	\$ 24,235,848.86	\$ 10,000,000.00	37,940,452.51

Financials/Inventory/pledged Collaterals		Original Value	Par Value	Book Value	Market Value
as of	Cleburne	\$ 81,466,087.00	\$ 28,249,167.50	\$ 28,607,826.24	29,498,130.14
28-Nov-10	Abilene	\$ 42,224,391.00	\$ 44,224,391.00	\$ 41,040,409.84	44,085,848.48
	Totals	\$ 123,690,478.00	\$ 72,473,558.50	\$ 69,648,236.08	73,583,978.62

I certify the information in this report is true and correct to the best of my knowledge.



Debbie Rice

Debbie Rice
Treasurer

12-17-2010


Date

COUNTY TREASURER'S REPORT
IN THE MATTER OF COUNTY FINANCES
IN THE HANDS OF DEBBIE RICE
TREASURER OF JOHNSON COUNTY, TEXAS

COMMISSIONERS COURT
JOHNSON COUNTY, TEXAS
IN REGULAR SESSION
NOVEMBER TERM 2010

IN ACCORDANCE with Section 114.026, Local Government Code, we the undersigned, constituting the entire Commissioners Court of said County, certify that on the 27th day of December, 2010, at the Regular term of Court, we compared and examined the monthly report of Barbara J. Robinson, Treasurer of Johnson County, for NOVEMBER 2010, and finding the same correct, entered an order in the Minutes approving said Report, which states total cash and other assets on hand as \$37,940,452.51


Roger Harmon, County Judge

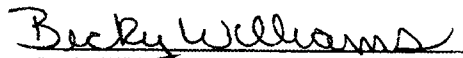

Rick Bailey, Commissioner, Pct 1



John W. Matthews, Commissioner Pct. 2


Jerry D. Stringer, Commissioner, Pct. 3


Don Beeson, Commissioner Pct. 4

SWORN TO AND SUBSCRIBED BEFORE ME, by Roger Harmon, County Judge and County Commissioners of said Johnson County, each respectively, on this the 27th day of December, A.D. 2010


Becky Williams, County Clerk and
Clerk of the Commissioners Court in and for
Johnson County, Texas.



FILED FOR RECORD THIS _____ DAY OF _____ A.D., 2010 and recorded in the minutes of the Court for the term in which the affidavits are filed on the _____ day of _____, A.D. 2010

Attest: Becky Williams, County Clerk